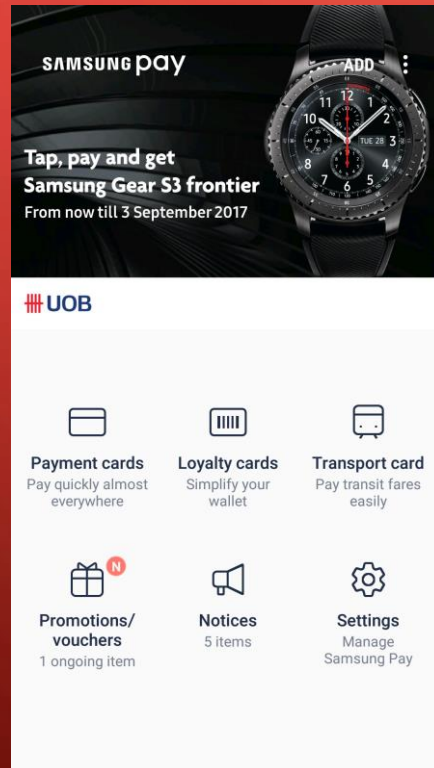


A decorative graphic on the left side of the page, consisting of a network of thin, light-colored lines and small circles, resembling a circuit board or a neural network. The lines are vertical and horizontal, with some diagonal connections, and the circles are placed at various points along these lines.

SAMSUNG PAY GUIDE

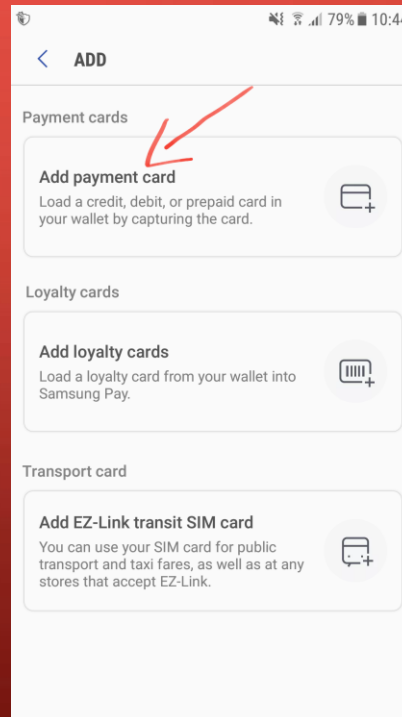
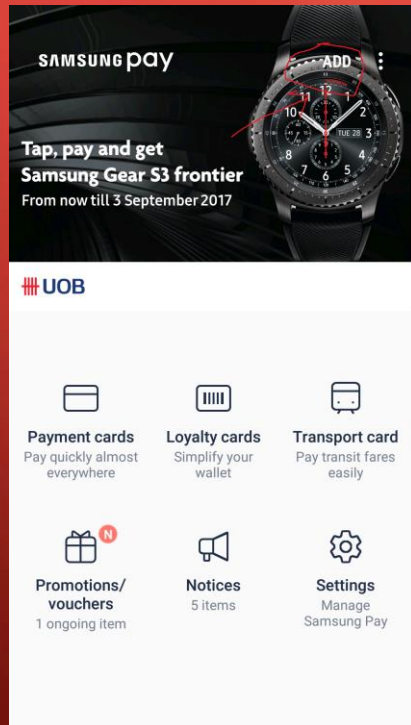
WHAT IS SAMSUNG PAY?

- Samsung pay is a new mobile payment service that is fast and secure. It is able to hold up to 10 credit/debit cards and you can pay without limits, just with a simple tap.
- It is pre-installed in Samsung devices, denoted by this icon:



GETTING STARTED

- ✓ You will be prompted to set up your account when you first launch Samsung pay, in which you can choose to use your fingerprint or PIN number for authentication purpose.
- ✓ After which, you can add your card at the top right hand corner by tapping the 'Add' button. Tap 'Add payment card' to add a credit/debit card.
- ✓ Lastly, align the card inside the frame to register the card.



HOW TO PAY?

- I. Firstly, swipe up to launch Samsung pay.
- II. Authenticate with your fingerprint or PIN number, which you have registered when you set up your Samsung Pay.
- III. Tap phone on a terminal to pay.



END OF GUIDE

If you have any questions regarding Samsung pay, feel free to drop it in the FAQ section!